


# Light Control Timer (Example 1)

- Model - Enther WiFi Smart Plug
- Voice Control
  - Alexa/Google Assistant
  - Requires 2.4 GHz WiFi network
- Smart Phone Control
  - Daily timers
  - On/Off schedules
  - Sunrise/sunset function
- Size - Occupies only one socket
- Current - 15A max
- Price – <\$15






# Light Control Timer (Example 2)

- Model - myTouchSmart™ In-Wall SunSmart™ Timer
- Features
  - Automatically self-adjusts throughout the year to sunrise/sunset times in your area
  - Up to 8 custom on/off times
  - ON/OFF override button
  - Random program function keeps rooms looking occupied when you're away from home
- Size - Replaces current wall switch
- Current - 15A max (Incandescent or LED)
- Price – <\$40




The material in this briefing is being provided for informational purposes only.  
The TSPC does not endorse or recommend any specific vendor or product included in this briefing.



# Light Control Timer (Example 3)

- Model – BN-LINK (BND-60/SU-101d) In-Wall Smart Switch and Timer
- Features
  - Automatically self-adjusts throughout the year to sunrise/sunset times in your area
  - Up to 7-day programming with 18 custom on/off times per day
  - ON/OFF override button
  - Random program function keeps rooms looking occupied when you're away from home
- Size - Replaces current wall switch
- Current - 15A max (Incandescent or LED)
- Price – <\$20






# Motion Sensing Lights (Example 1)

- Model – Mr. Beams MB392
- Features
  - Two (2) 400-lumen LED spotlights
  - Motion sensor turns each spotlight on and off automatically
  - Weatherproof
  - Each spotlight provides 400 square feet of coverage
  - Wireless installation
  - Battery operated (four D-Cell batteries)
- Price – <\$40






# Motion Sensing Lights (Example 2)

- Model – Cyber Tech Lighting (Hollis Motion Sensor Outdoor Light)
- Features
  - Accepts two LED, CFL, halogen, or incandescent bulbs (bulbs not included) with E26 standard screw in socket
  - 270 degree motion detection out to 70-feet
  - Weatherproof
  - Wired installation
  - 120 VAC power
  - Price – <\$40





# **Monarch Dunes Design Review Committee Guidelines - Section 6.2.12 Security Lights**

Security Lighting on a Lot or Condominium Unit that is attached to the exterior of a Dwelling Unit or other structure shall be limited to lighting that is triggered by motion on the Lot or Condominium Unit (but not by motion on neighboring properties and Common Area) and reasonably illuminates the area of the Lot or Condominium Unit immediately surrounding the Dwelling Unit. Such lighting shall not be directed at any neighboring properties and shall be mounted no higher than 10 feet above ground. Any security light intended to operate after 10:00 p.m. must be operated by a motion detector. The motion detector shall be programmed to shut off the light(s) no longer than 5 minutes after motion is detected and the light has been illuminated.